



ISO: 9001-2015

## COMPUTER HARDWARE NETWORKING & MOBILE REPAIRING COURSE

### EXPERT IN

- HARDWARE
- ANDRIOD  
REAPAIRING
- NETWORKING


CALL NOW

+91 7417301332



# Computer Hardware

- Basic Electronics
- Introduction of (Volt, current, Watt, Ohms)
- Introduction of (AC/DC)
- How to Use Digital Multimeter
- Identification of Electronics Components
- Resistor
- Capacitor
- Diode
- Transistor
- Coil
- Mosfet
- IC / Chip
- Transformer
- Crystal
- Fuse
- Thermistor
- Soldering & De-Soldering Practice
- Tracing of Laptop and Desktop Motherboard
- Assembling & Disassembling
- SMPS Repairing
- Adaptor / Charger Repairing
- Faults Finding and Onboard Solution
- Schematic Diagram Concept of Motherboard
- Advance Level Repairing with Machine



# Networking

- Introduction to computer networks
- Network Topologies
- Introduction to Data Communication
- Network Componets
- Protocol
- Components of Computer Network
- Crimping and Punching
- Cabling
- Install and configure a network
- Configuration of Data Communication Equipment



# Windows Installation

- Windows
- Concept of GUI
- Desktop
- Icons
- Properties of files and folders
- Executing application programs
- Properties of connected devices
- Application under windows accessories
- Windows Help
- Search features
- Control panel
- Installation of devices
- Connecting computers with Network with Drop cable and using Wi-Fi configuration
- Basic Programmable switch configuration
- IP Routing Process
- Verifying Configuration
- IP Addressing and TCP/IP
- Ip Addressing Techniques(IP4/IP6) and Subnetting and Supernetting the network
- Installation and Configuration of TCP/IP Protocol
- Practice TCP/IP Utilitis



# Android Master



## Practical Session

- Explain about all Professional Repairing Tools
- Handling Hot Air Gun Station



## Handling Soldering Iron Station



- Understanding of Hot Air Temperature Control.
- Removing/Reballing/Reinstalling Glued IC (White/Black)
- CPU Drilling Safest Way
- Double Dakar IC All Process
- Repair Damage/Broken Motherboard Pads
- Handling Small components by Hot Air Gun & Soldering Station
- Micro jumper Underlayers
- Swapping
- Plastic Connectors, Hybrid Sim Sockets etc
- Explain About Lazer Mode
- How to Change Type C Charging Jack
- How to Repair Damage Lcd Flex



# Android Master

## Basic Electronics & Tracing

- Electronics Components Knowledge & Working
- Charging Section Type & Deep Functional Knowledge
- Explain About Voltage Divider Circuit
- Explain About Primary, VPH & Secondary Line
- Diagnose Leakage & Short Circuit
- Explain About
  - Buck Circuit • LdaCircuit • Boast Circuit
- Power Boot Sequence & Working Command
- Protocols & their Functions
- Light Section & Their Functions
- Graphic Section & Their Functions
- Touch Section & Their Troubleshooting
- Network Section & its Functional Operation
- Sim Card & Memory Card Problem
- Sensors & its Troubleshooting
- WI-FI/BT/GPS Section Explain & Troubleshooting
- Camera Section Explain & Troubleshooting





# Android Master

## Software Session

(Odin, SP Flash, QPST, Mi Flash Tool)

Dongle Uses Knowledge

(UMT PRO, MRT, Infinity CM2, Infinity Best, Unlock Tool)

All EMMC / EMCP/ Related issue Full Knowledge Via

UFI & EASY JTAG

Dead Boot Dump

Re-Programming

Removing Bad Sectors from EMMC

Data Recovery From Corrupted and Damaged EMMC

90% Consume error Fix

Only Com Port Show Error fix

EMMC / EMCP/ Change Process

Mother Board Swapping Proper Process

UFS Chip Re-Programming

UFS Dead Boot Repair

UFS Chip All Type Unlocking

1 Click All Type Of Lock Remove

4 Ways for Removing SAMSUNG FRP

Iphone Flashing & Data Backup

Iphone Jail Breaking

Data Transfer Iphone to Android and Vice Versa

